



Close-coupled stainless steel centrifugal pumps
50 Hz



PUMPS • MOTORS

ISO 9001 Company



Pumping Solution

Available with:

FILTRA CONSULTANTS AND ENGINEERS LTD.

1501, Synergy Business Park, Sahakar Wadi, Near Synthofine Ind Est, Off Aarey Road, Goregaon (E) Mumbai - 400063
Tel. :- +91-22-6189 8700 / +91 9821155006 Email ID: filtraw@gmail.com Website: www.ewatertreatmentindia.com





Photographs of a few Manufacturing Units



Available with:

FILTRA CONSULTANTS AND ENGINEERS LTD.

1501, Synergy Business Park, Sahakar Wadi, Near Synthofine Ind Est, Off Aarey Road, Goregaon (E) Mumbai - 400063
Tel. :- +91-22-6189 8700 / +91 9821155006 Email ID: filtraw@gmail.com Website: www.ewater-treatmentindia.com



Declaration of Conformity

End-Suction Close Coupled Motor Pumps

We, **Lubi** hereby declare under our sole responsibility that the product **LSS** to which this declaration relates, is in conformity with these Council Directives on the approximation of the laws of the EC Member States:

- Machinery Directive (2006/42/EC).
Standards used: EN 809: 2009, EN 60204-1: 2006.
-

Monobloc Cierre Las Bombas De Motor

Nosotros, **Lubi** declaramos bajo nuestra entera responsabilidad que los producto **LCS** los cuales se refiere esta declaración, están conformes con las Directivas del Consejo en la aproximación de las leyes de las Estados Miembros del EM:

- Directiva de Maquinaria (2006/42/CE).
Normas aplicadas: EN 809: 2009, EN 60204-1: 2006.
-

À Aspiration Fermer Pompes Moteur Couplé

Nous, **Lubi** déclarons sous notre seule responsabilité, que les produit **LCS**uxquels se réfère cette déclaration, sont conformes aux Directives du Conseil concernant le rapprochement des législations des Etats membres CE relatives aux normes énoncées cidessous:

- Directive Machines (2006/42/CE).
Normes utilisées: EN 809: 2009, EN 60204-1: 2006.



Technical Director



Available with:

FILTRA CONSULTANTS AND ENGINEERS LTD.

1501, Synergy Business Park, Sahakar Wadi, Near Synthofine Ind Est, Off Aarey Road, Goregaon (E) Mumbai - 400063
Tel. :- +91-22-6189 8700 / +91 9821155006 Email ID: filtraw@gmail.com Website: www.ewatertreatmentindia.com



Contents

Product data

Close-coupled stainless steel centrifugal pumps

LCS

Product data

Introduction
Applications
Operating conditions
Type key

Performance range

2 pole

Construction

Sectional drawing

Performance curves/ Technical data

LCS 32
LCS 40
LCS 50
LCS 65

Introduction

4 LCSre single stage close-coupled pumps with suction and discharge flanges confirm to PN 16 as per DIN standards EN 1092-2. In a broad flow range it has high operating efficiency and low operating cost suitable for water supply, purified-water system and some industrial applications such as medicine, food, fine chemical industry, papermaking, rinsing, spraying, etc, it can also be used when liquid being pumped is not corrosive to AISI 304.

Applications

6 The pumps are suitable for transporting clean media which are non-aggressive to stainless steel AISI 304.

These pumps are mainly used for:

- 7 • Water Supply.
- 8 • Pressure boiler feeding.
- 9 • Pure water treating systems.
- 10 • Pharmaceutical and food stuff.
- Refining chemical industries.
- Industrial washing and sprinkler system.

Operating conditions

Max. working pressure: 10 bar
Mechanical shaft seal working temperature:
• With Carbon/Ceramic/NBR: 0°C to +80°C
• With Carbon/Cermic/Viton: -20°C to +110°C.

Type key

The example shows an LCS 32 with a 160 mm full impeller diameter.

LCS

Example	LCS	-32	-160	/2A
Type range				
Nominal diameter of discharge port (DN)				
Nominal diameter of impeller (mm)				
Code for impeller diameter				
2A =				Full diameter performance
2B =				Reduce diameter performance

Available with:

FILTRA CONSULTANTS AND ENGINEERS LTD.

1501, Synergy Business Park, Sahakar Wadi, Near Synthofine Ind Est, Off Aarey Road, Goregaon (E) Mumbai - 400063
Tel. :- +91-22-6189 8700 / +91 9821155006 Email ID: filtraw@gmail.com Website: www.ewatertreatmentindia.com

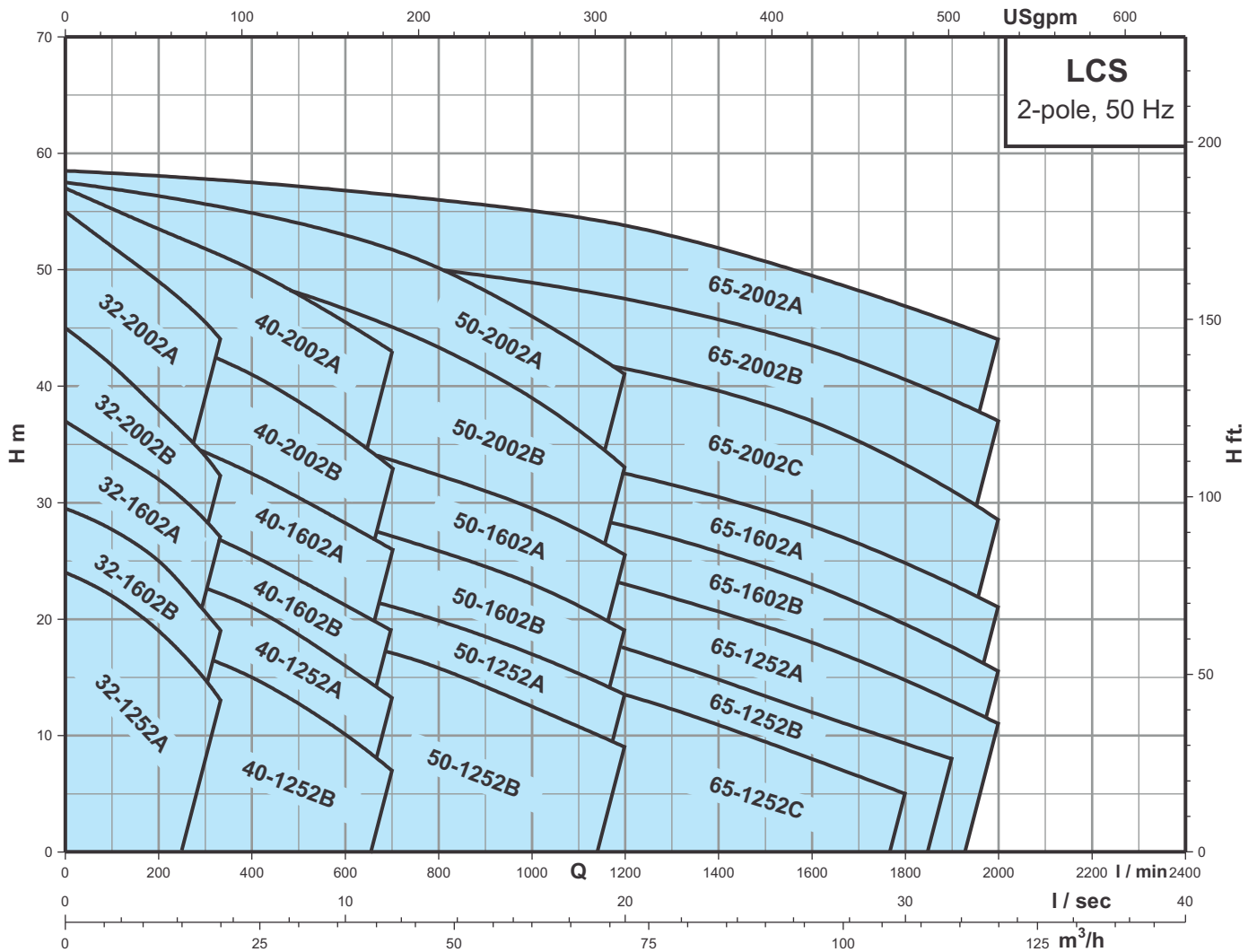


Performance range

Close-coupled stainless steel centrifugal pumps

LCS 2-pole

Performance range



Available with:

FILTRA CONSULTANTS AND ENGINEERS LTD.

1501, Synergy Business Park, Sahakar Wadi, Near Synthofine Ind Est, Off Aarey Road, Goregaon (E) Mumbai - 400063
Tel. :- +91-22-6189 8700 / +91 9821155006 Email ID: filtraw@gmail.com Website: www.ewatertreatmentindia.com

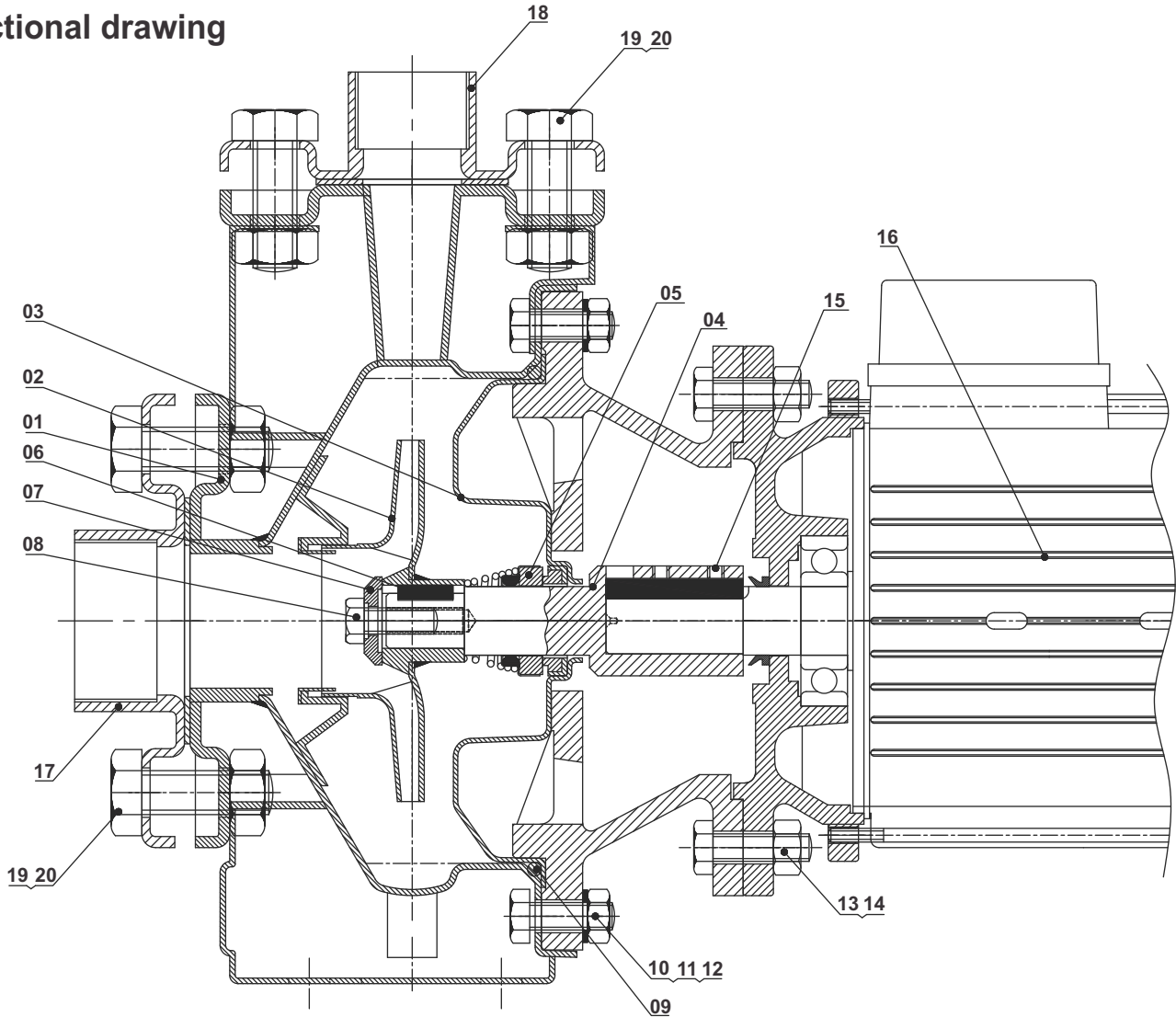


Construction

Close-coupled stainless steel centrifugal pumps

LCS

Sectional drawing



Materials

Pos.	Component	Materials
1	Volute casing	AISI 304
2	Impeller	AISI 304
3	Back cover	AISI 304
4	Stub Shaft	AISI 304
5	Mechanical Seal	Carbon/Ceramic/NBR
6	Key	AISI 304
7	Impeller Washer	AISI 304
8	Impeller Lock Pin	AISI 304
9	O-ring	Nitrile rubber
10	Hex Pin	AISI 304

Pos.	Component	Materials
11	Washer	AISI 304
12	Hex Nut	AISI 304
13	Hex Pin	Carbon steel
14	Hex Nut	Carbon steel
15	Grub screw	S.S.410
16	Motor	----
17	Suction flange	AISI 304
18	Delivery flange	AISI 304
19	Hex Pin	AISI 304
20	Hex Nut	AISI 304

Available with:

FILTRA CONSULTANTS AND ENGINEERS LTD.

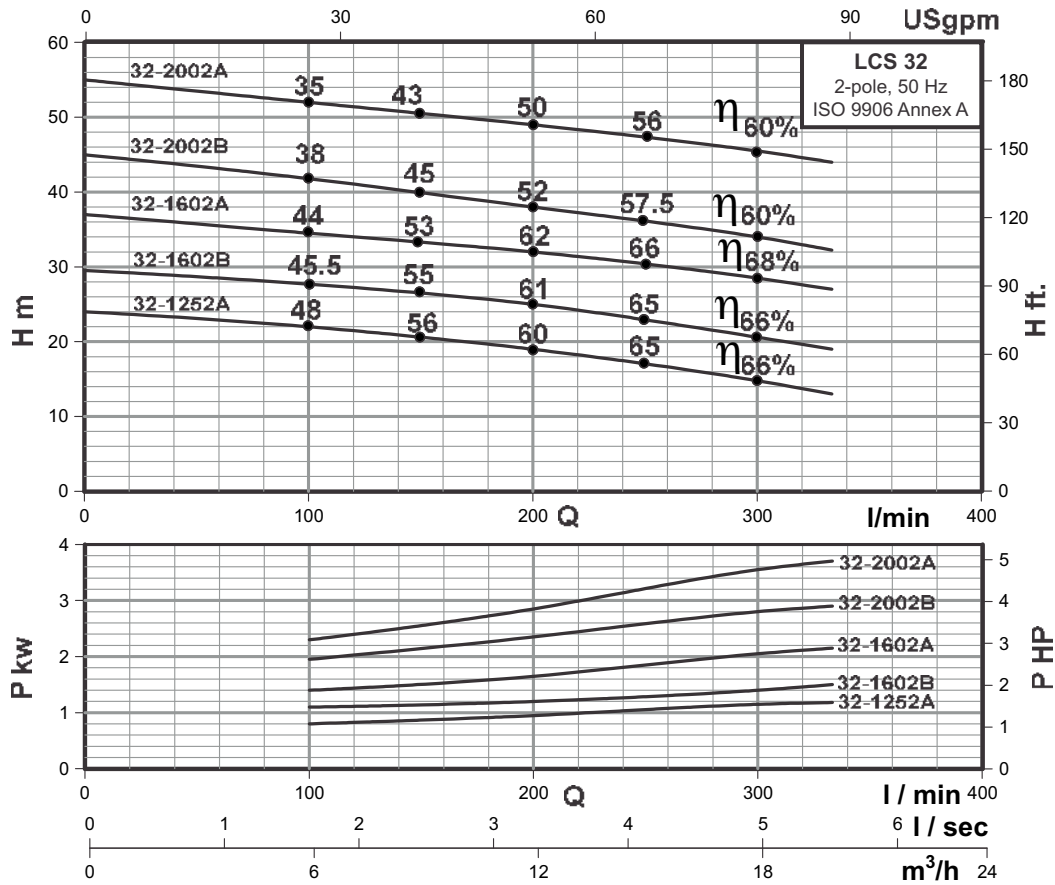
1501, Synergy Business Park, Sahakar Wadi, Near Synthofine Ind Est, Off Aarey Road, Goregaon (E) Mumbai - 400063
 Tel. :- +91-22-6189 8700 / +91 9821155006 Email ID: filtraw@gmail.com Website: www.ewatertreatmentindia.com



Performance curves

Close-coupled stainless steel centrifugal pumps

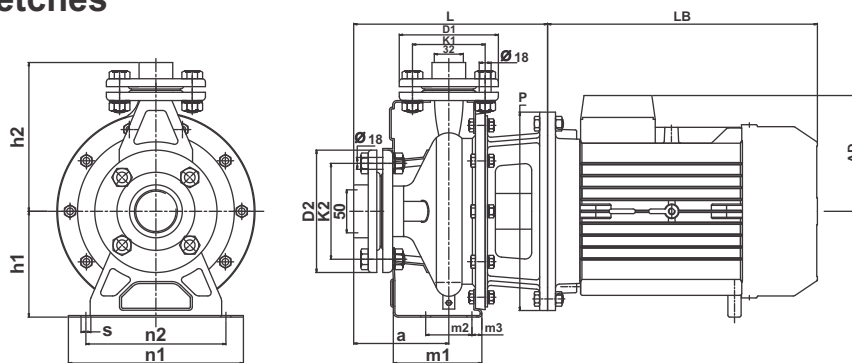
LCS 32



Performance data at n = 2900 rpm

Model	kW	HP	Q						
			m ³ /h	3.0	6.0	9.0	12.0	15.0	18.0
LCS 32-1252A	1.10	1.50	3.0	23	22	20.5	19	17	15
LCS 32-1602B	1.50	2.00	6.0	29	28	26.5	25	23	20.5
LCS 32-1602A	2.20	3.00	9.0	36	34.5	33	32	30	28.5
LCS 32-2002B	3.00	4.00	12.0	43.5	42	40	38	36	34
LCS 32-2002A	4.00	5.50	15.0	53.5	52	50.5	49	47	45.5

Dimensional sketches



Dimensions

Model	Dimensions [mm]																Net weight [kg]	Gross weight [kg]	Gross volume [m ³]	
	Frame	K1	D1	K2	D2	n1	n2	h1	h2	L	a	m1	m2	m3	LB	P				AD
LCS 32-1252A	80	100	140	125	165	190	140	112	182	240	122	121.5	70	21.5	243	200	115	29	39	0.104
LCS 32-1602B	90	100	140	125	165	240	190	132	202	242	122	123	70	20	286	200	124	32	42	0.104
LCS 32-1602A	90	100	140	125	165	240	190	132	202	242	122	123	70	20	286	200	124	34	44	0.104
LCS 32-2002B	100	100	140	125	165	240	190	160	222	253	122	124	70	24	309	250	141	43	53	0.104
LCS 32-2002A	112	100	140	125	165	240	190	160	222	253	122	124	70	24	355	250	150	48	58	0.104

Available with:

FILTRA CONSULTANTS AND ENGINEERS LTD.

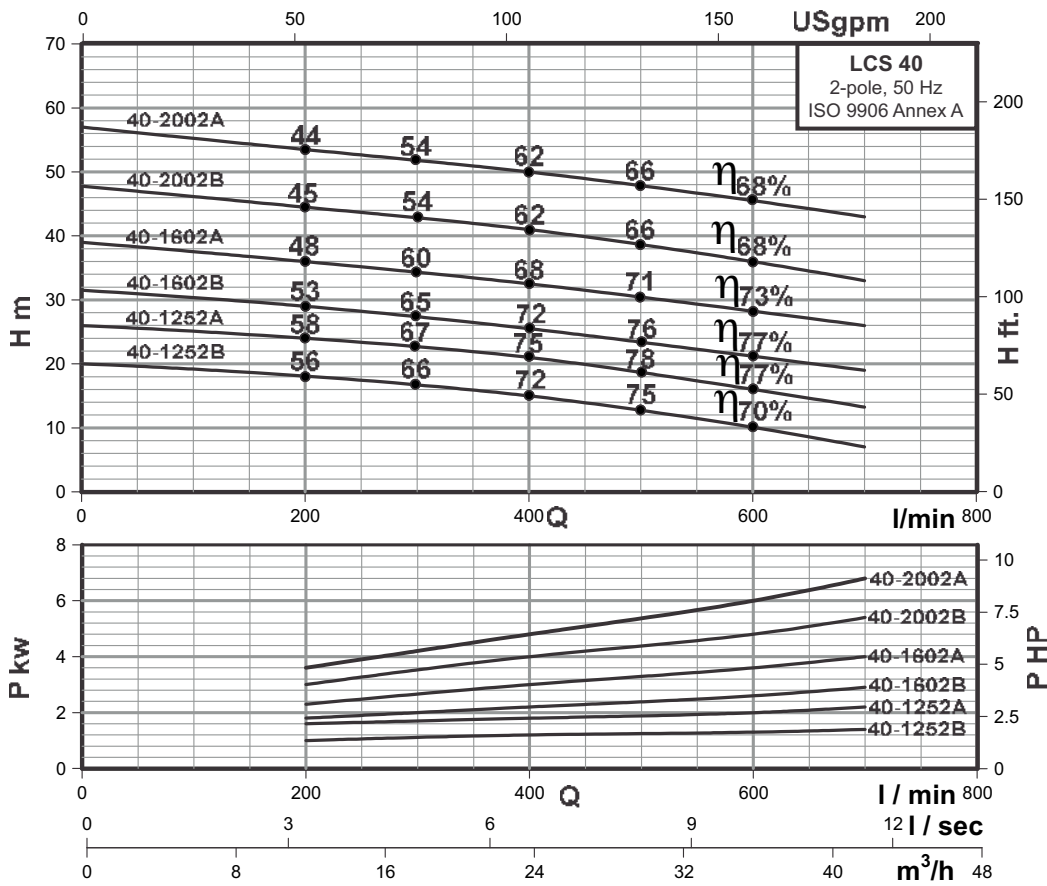


1501, Synergy Business Park, Sahakar Wadi, Near Synthofine Ind Est, Off Aarey Road, Goregaon (E) Mumbai - 400063
Tel. :- +91-22-6189 8700 / +91 9821155006 Email ID: filtraw@gmail.com Website: www.ewatertreatmentindia.com

Performance curves

Close-coupled stainless steel centrifugal pumps

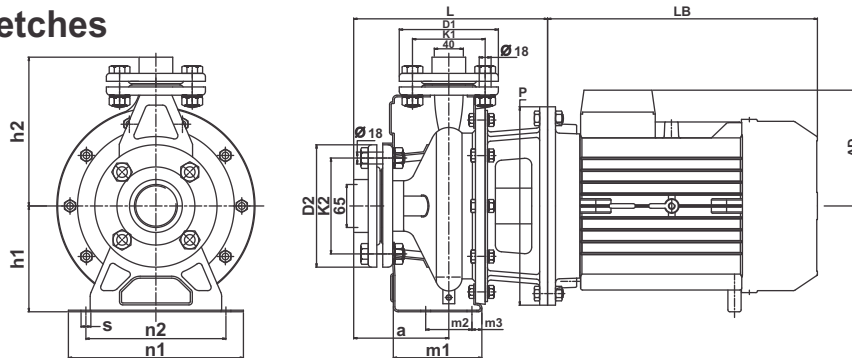
LCS 40



Performance data at n = 2900 rpm

Model	kW	HP	Q m³/h	Q l/min	6.0	12.0	18.0	24.0	27.0	30.0	33.0	36.0	39.0	42.0
					100	200	300	400	450	500	550	600	650	700
LCS 40-1252B	1.50	2.00	H mts.	19	18	17	15	14	13	11.5	10	9	7	
LCS 40-1252A	2.20	3.00		25	24	23	21	20	19	17.5	16	14.5	13.5	
LCS 40-1602B	3.00	4.00		30	29	27.5	25.5	24.5	23.5	22	21	20	19	
LCS 40-1602A	4.00	5.50		37.5	36	34	32.5	31.5	30	29.5	28	27	26	
LCS 40-2002B	5.50	7.50		46	44.5	43	41	40	39	37.5	36	34.5	33	
LCS 40-2002A	7.50	10.00		55	53.5	52	50	49	48	47	45.5	44	43	

Dimensional sketches



Dimensions

Model	Dimensions [mm]																	Net weight [kg]	Gross weight [kg]	Gross volume [m³]
	Frame	K1	D1	K2	D2	n1	n2	h1	h2	L	a	m1	m2	m3	LB	P	AD			
LCS 40-1252B	90	110	150	145	185	210	160	112	182	240	122	120.5	70	21.5	286	200	124	32	42	0.104
LCS 40-1252A	90	110	150	145	185	210	160	112	182	240	122	120.5	70	21.5	286	200	124	34	44	0.104
LCS 40-1602B	100	110	150	145	185	240	190	132	202	253	122	123	70	20	309	250	141	41	51	0.104
LCS 40-1602A	112	110	150	145	185	240	190	132	202	253	122	123	70	20	355	250	150	46	56	0.104
LCS 40-2002B	132	110	150	145	185	265	212	160	222	272	122	146	70	28	409	300	180	67	77	0.142
LCS 40-2002A	132	110	150	145	185	265	212	160	222	272	122	146	70	28	409	300	180	75	85	0.142

Available with:

FILTRA CONSULTANTS AND ENGINEERS LTD.

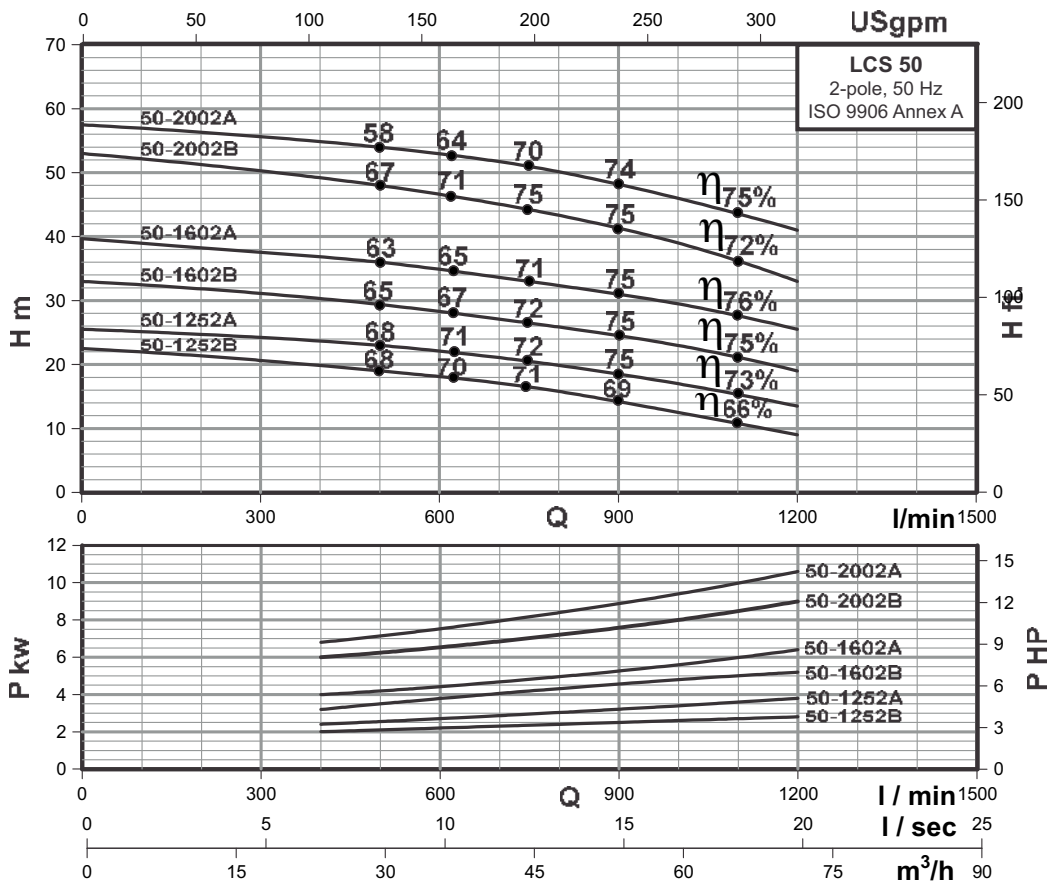
1501, Synergy Business Park, Sahakar Wadi, Near Synthofine Ind Est, Off Aarey Road, Goregaon (E) Mumbai - 400063
Tel. :- +91-22-6189 8700 / +91 9821155006 Email ID: filtraw@gmail.com Website: www.ewatertreatmentindia.com



Performance curves

Close-coupled stainless steel centrifugal pumps

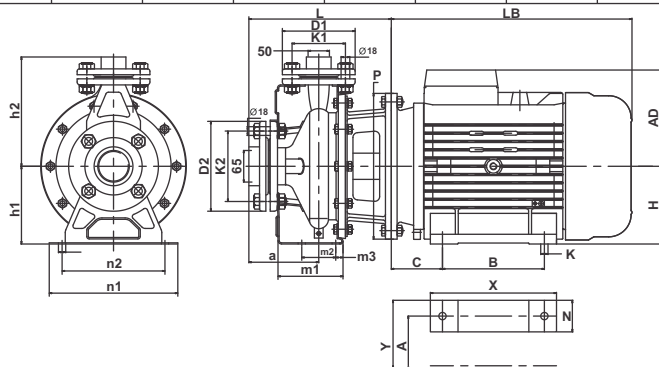
LCS 50



Performance data at n = 2900 rpm

Model	kW	HP	Q m³/h	18.0	24.0	30.0	36.0	42.0	48.0	54.0	60.0	66.0	72.0
				Q l/min	300	400	500	600	700	800	900	1000	1100
LCS 50-1252B	3.00	4.00	H mts.	20.5	20	19	18	17	16	14	12.5	11	9
LCS 50-1252A	4.00	5.50		24	23.5	23	22	21	20	18.5	17	15.5	13.5
LCS 50-1602B	5.50	7.50		31	30	29.5	28	27	26	24.5	23	21	19
LCS 50-1602A	7.50	10.00		37.5	37	36	35	34	32	31	29.5	28	25.5
LCS 50-2002B	9.20	12.50		50	49.5	48	46.5	45	43.5	41	39	36	33
LCS 50-2002A	11.00	15.00		56	55	54	53	52	50	48	46	43.5	41

Dimensional sketches



Dimensions

Model	Dimensions [mm]																												
	Frame	K1	D1	K2	D2	n1	n2	h1	h2	L	a	m1	m2	m3	LB	P	AD	C	B	K	H	A	X	Y	Z	Net weight [kg]	Gross weight [kg]	Gross volume [m³]	
LCS 50-1252B	100	125	165	145	185	240	190	132	202	283	142	147.5	70	29.5	309	250	141	-	-	-	-	-	-	-	-	-	41	51	0.104
LCS 50-1252A	112	125	165	145	185	240	190	132	202	283	142	147.5	70	29.5	355	250	150	-	-	-	-	-	-	-	-	-	46	56	0.142
LCS 50-1602B	132	125	165	145	185	265	212	160	222	302	142	150	70	32	409	300	180	-	-	-	-	-	-	-	-	-	64	74	0.142
LCS 50-1602A	132	125	165	145	185	265	212	160	222	302	142	150	70	32	409	300	180	-	-	-	-	-	-	-	-	-	72	82	0.142
LCS 50-2002B	132	125	165	145	185	265	212	160	242	299	142	146	70	28	409	300	180	-	-	-	-	-	-	-	-	-	76	86	0.142
LCS 50-2002A	160	125	165	145	185	265	212	160	242	299	142	146	70	28	496	350	225	108	210	15	160	254	260	320	65	98	108	0.192	

Available with:

FILTRA CONSULTANTS AND ENGINEERS LTD.

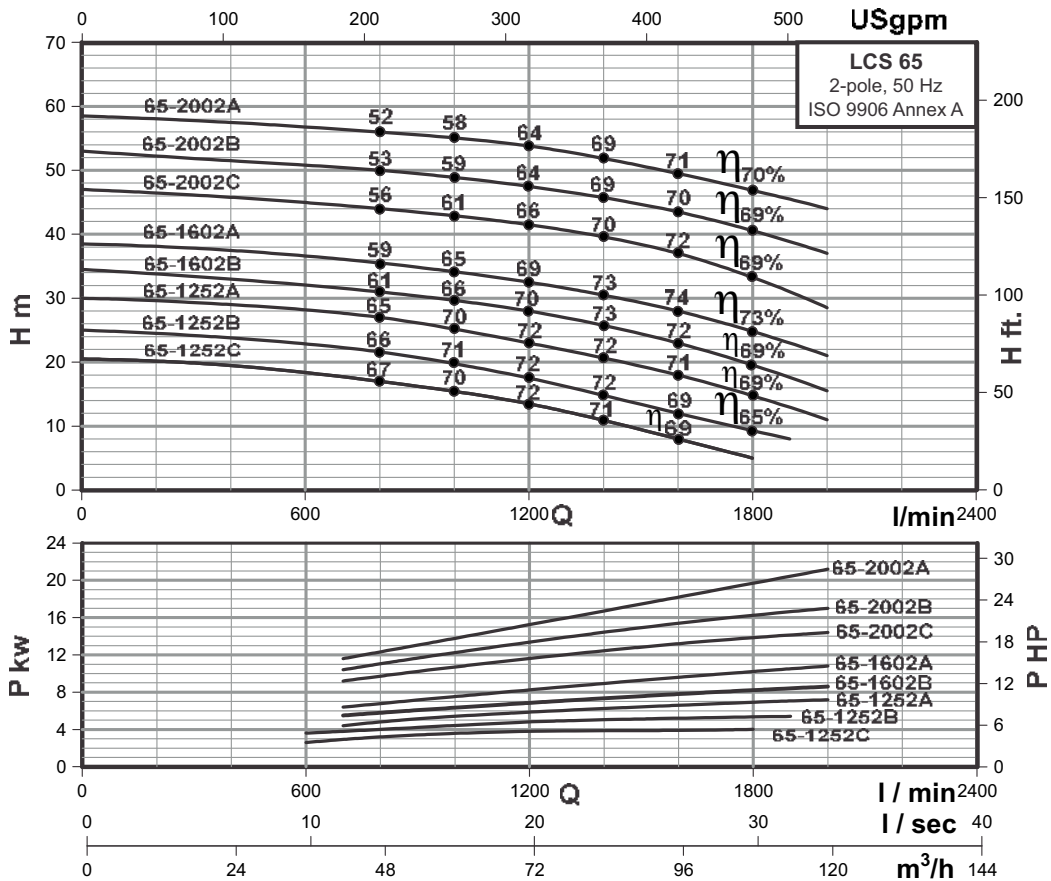


1501, Synergy Business Park, Sahakar Wadi, Near Synthofine Ind Est, Off Aarey Road, Goregaon (E) Mumbai - 400063
Tel. :- +91-22-6189 8700 / +91 9821155006 Email ID: filtraw@gmail.com Website: www.ewatertreatmentindia.com

Performance curves

Close-coupled stainless steel centrifugal pumps

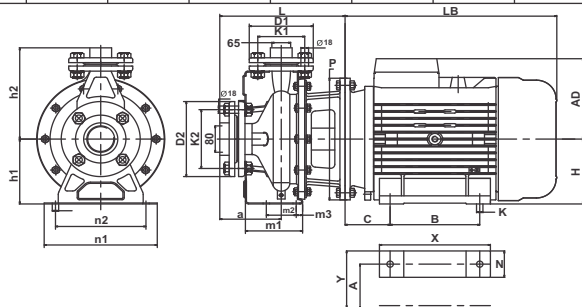
LCS 65



Performance data at n = 2900 rpm

Model	kW	HP	Q m³/h Q l/min	36.0	48.0	60.0	72.0	78.0	84.0	90.0	96.0	102.0	108.0	114.0	120.0
				600	800	1000	1200	1300	1400	1500	1600	1700	1800	1900	2000
LCS 65-1252C	4.00	5.50	H mts.	18	17	15.5	13.5	12	11	9.5	8	6.5	5	-	-
LCS 65-1252B	5.50	7.50		23	21.5	20	17.5	16	15	13.5	12	10.5	9	8	-
LCS 65-1252A	7.50	10.00		28	27	25	23	22	20.5	19.5	18	16	15	13	11
LCS 65-1602B	9.20	12.50		32	31	30	28	27	26	24.5	23	21	19.5	17.5	15.5
LCS 65-1602A	11.00	15.00		36.5	35.5	34	32.5	31.5	30.5	29	28	26	25	23	21
LCS 65-2002C	15.00	20.00		45	44	43	41.5	40.5	39.5	38	37	35	33	30.5	28.5
LCS 65-2002B	18.50	25.00		50.5	50	49	47.5	47	46	44.5	43.5	42	40.5	38.5	37
LCS 65-2002A	22.00	30.00		57	56	55	54	53	52	50.5	49.5	48	47	45.5	44

Dimensional sketches



Dimensions

Model	Dimensions [mm]																				Net weight [kg]	Gross weight [kg]	Gross volume [m³]					
	Frame	K1	D1	K2	D2	n1	n2	h1	h2	L	a	m1	m2	m3	LB	P	AD	C	B	K				H	A	X	Y	Z
LCS 65-1252C	112	145	185	160	200	280	212	160	222	285	142	155	95	25.5	355	250	150	-	-	-	-	-	-	-	-	48	58	0.142
LCS 65-1252B	132	145	185	160	200	280	212	160	222	304	142	155	95	25.5	409	300	180	-	-	-	-	-	-	-	-	65	75	0.142
LCS 65-1252A	132	145	185	160	200	280	212	160	222	304	142	155	95	25.5	409	300	180	-	-	-	-	-	-	-	-	73	83	0.142
LCS 65-1602B	132	145	185	160	200	280	212	160	242	306	142	155	95	25.5	409	300	180	-	-	-	-	-	-	-	-	77	87	0.142
LCS 65-1602A	160	145	185	160	200	280	212	160	242	341	142	155	95	25.5	496	350	225	108	210	15	160	254	260	320	65	99	109	0.192
LCS 65-2002C	160	145	185	160	200	320	250	180	267	341	142	155	95	25.5	540	350	225	108	254	15	160	254	305	320	65	117	168	0.250
LCS 65-2002B	160	145	185	160	200	320	250	180	267	341	142	155	95	25.5	540	350	225	108	254	15	160	254	305	320	65	138	189	0.250
LCS 65-2002A	160	145	185	160	200	320	250	180	267	341	142	155	95	25.5	540	350	225	108	254	15	160	254	305	320	65	147	198	0.250

Available with:

FILTRA CONSULTANTS AND ENGINEERS LTD.



1501, Synergy Business Park, Sahakar Wadi, Near Synthofine Ind Est, Off Aarey Road, Goregaon (E) Mumbai - 400063
Tel. :- +91-22-6189 8700 / +91 9821155006 Email ID: filtraw@gmail.com Website: www.ewatertreatmentindia.com