



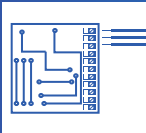
@volve 40 NB
Automatic

1




**SPLASH PROOF
ENCLOSURE**

2



**EASY ACCESS
FOR WIRING**

3



**16X2 DUAL LIGHT
LCD DISPLAY**

*Another Quality Product From
Makers of Popular @dose® Pumps...*

INITIATIVE
ENGINEERING
An ISO 9001-2015 Organization

ALSO AVAILABLE IN TOPMOUNT

Designed & engineered for optimum performance

Multiple Automation Possibilities

- Semi automatic - Manually trigger Regeneration
- Based on Number of hours the Pump is ON
- Any Input pulse from an Instrument/PLC
- Signal from Flow Sensor

Technical Specifications

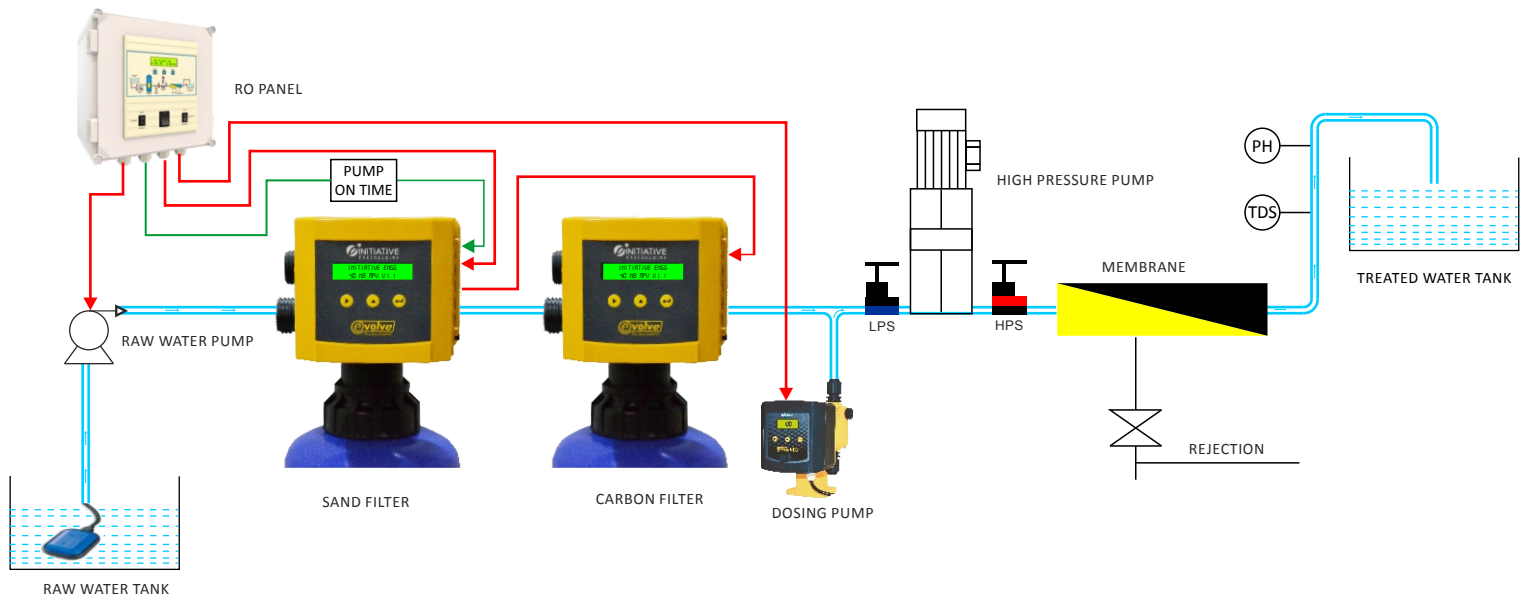
Inlet/Outlet/Drain connection	1.5" BSP
Valve threading for vessel mounting	2.5" NPSM (Topmount)
Flow Rate: Sidemount	12m ³ /hr @ 0.35 kg/cm ²
Topmount	6m ³ /hr @ 0.35 kg/cm ²
Max. Operating Pressure	5kg/cm ²
Ejector Suction at 2 kg/cm ²	750 lt/hr

Automation can be Customised based on Individual Requirement including Ultra Filtration

Inbuilt Configurations

- Stand alone Filter/Softener with Level Controller
- Units in series
- Pump on Time
- RS 485 for Remote Monitoring
- Working Stand by and Dual Pump operation
- Units in Parallel
- Volume Indication using Flow Sensor
- Brine Switch Interlock

Compatibility with Automatic R.O. System



INITIATIVE
ENGINEERING
An ISO 9001-2015 Organization

Available with:

FILTRA CONSULTANTS AND ENGINEERS LTD.

Gala No. 2 & 3, Ground Floor, Neminath Industrial Estate No. 2, Navghar, Vasai (East), Dist.: Palghar - 401 219
Tel.: +91 8691009127/26 Email: filtraw@gmail.com Website: www.ewaterreatmentindia.com

